



Ministry of Health and Social Services  
Republic of Namibia

NAMIBIA COVID-19 SITUATION REPORT NO. 132			
Outbreak Name	COVID-19 outbreak	Country affected	Namibia
Date & Time of this report	28.07.2020 21:00 hrs	Investigation start Date	13 March 2020
Prepared by	Surveillance Team		

**HIGHLIGHTS/SITUATION UPDATE (28/07/2020)**

Total	Today
<b>Tested 25298</b>	<b>Tested 78</b>
<b>Confirmed 1986</b>	<b>Confirmed 69</b>
<b>Active 1873</b>	<b>Active 1873</b>
<b>Recovered 104</b>	<b>Recovered 0</b>
<b>Death 9</b>	<b>Death 1</b>

- ⊙ The country is in Stage 4 of the State of Emergency (29 June 2020 -17 September 2020)
- ⊙ Walvis Bay, Swakopmund, and Arandis Local Authority Areas in Erongo region will remain in Stage 3 (from 07 July 2020 until 23h59 of 03 August 2020).

*Table 1: Distribution of confirmed COVID-19 cases by region, 28 July 2020*

Region	Total No. of cases	Active cases	Recovered	Death	Health Care Workers
Erongo	1818	1736	73	9	23
Hardap	8	4	4	0	0
//Kharas	33	28	5	0	1
Kavango East	2	2	0	0	0
Khomas	88	68	20	0	8
Kunene	1	1	0	0	0
Ohangwena	9	8	1	0	0
Omusati	2	2	0	0	0
Oshana	9	9	0	0	1
Oshikoto	2	2	0	0	1
Otjozondjupa	8	8	0	0	0
Zambezi	6	5	1	0	2
<b>Total</b>	<b>1986</b>	<b>1873</b>	<b>104</b>	<b>9</b>	<b>36</b>

Dashboard information can be accessed at: <https://cutt.ly/Covid-19-situation-Namibia>

- ⊙ One fatality has been recorded today (28/07/2020).
- ⊙ To-date, **36** Health Care Workers have tested positive for COVID-19,.
- ⊙ Cumulatively, **1915 (96.4%)** cases are local transmissions while **71 (3.6%)** are imported.
- ⊙ There is evidence of a clustered community transmission in Erongo region (Table 1)
- ⊙ Up to **1158** confirmed cases in Erongo region are still to be placed in isolation facilities.
- ⊙ More male cases **1101 (55.3%)** were recorded compared to female cases **811 (40.8%)**

- ⊙ Twelve (12) of the 14 regions have reported confirmed cases; with Erongo reporting the highest **1818 (91.5%)** followed by Khomas **88 (4.4%)**.

## EPIDEMIOLOGICAL SITUATION IN NAMIBIA

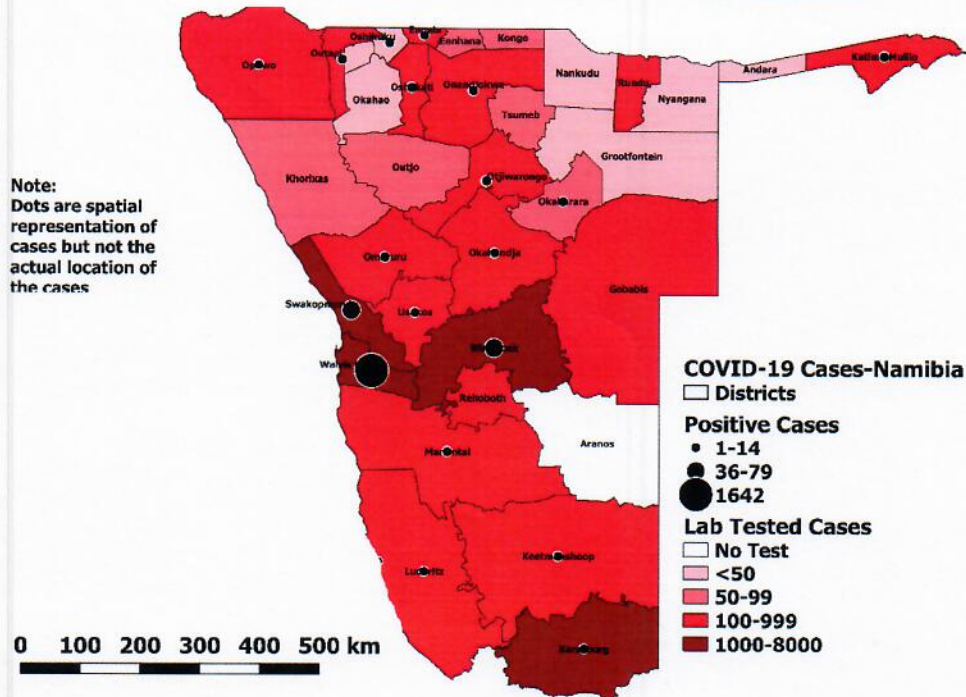


Figure 1: Distribution of suspected and confirmed COVID-19 cases in Namibia by District, 28 July 2020

Table 2: COVID-19 specimen recorded at NIP & Path care Laboratories 28 July 2020

Variables	Laboratory			Total
	NIP	Path care	South Africa	
Total sample received by the Laboratory	19202	6216	-	25418
Total sample tested	16853	5987	-	22840
Total sample re-tested	2239	219	-	2458
Total positive results	1316	669	1	1986
Total negative results	15537	5318	-	20855
Total sample discarded	68	8	-	76
Invalid results	1	0	-	1
Total pending results	41	0	-	41
Suspected cases in 24 hours	45	33	-	78

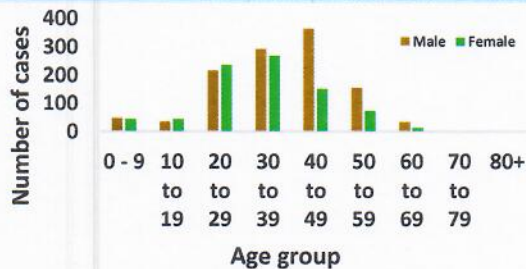


Figure 2: Age and sex distribution of COVID-19 confirmed cases, 28 July 2020

- To date, **25298** tests have been conducted by NIP & Path-Care laboratories (including **2458** re-tests).
- Since the beginning of the outbreak, **4907** contacts of confirmed cases have been identified, **224** new contacts were identified within the last 24 hours.
- Cumulatively, **1444** contacts have completed their 14 days of follow up, while **1086** out of **3174** active contacts were monitored today.

- The most affected ages are within 20 and 49 years **1533 (77.2%)**.
- Those aged 60 and above constitute **53 (2.7%)** of those affected.

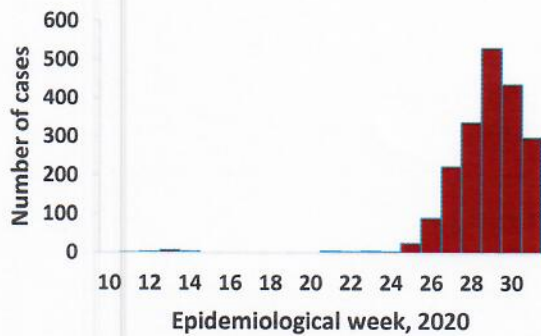


Figure 3: Epi-curve for confirmed COVID-19 cases 28 July 2020

Namibia has recorded **1986** COVID-19 cases since 13 March 2020. Up to **534 (26.9%)** of the total cases were recorded during week 29 (Figure 3).

- A high number of cases were recorded in the past three weeks as a result of:
  - Spread of local transmission in Walvis Bay district
  - Enhanced Active Case Search and testing, averaging 300 tests daily in the past weeks.
- Call centre continues operation for 24 hours daily. Today, **1230** calls were answered including **24** alerts.

Table 3: Number of people in mandatory quarantine facilities, 28 July 2020

Region	Newly quarantined 24 hours	Cumulative number	Number discharged	Number in quarantine now
Erongo	0	1407	709	698
Hardap	3	280	269	11
Kavango	0	144	101	43
Khomas	16	1489	1269	220
//Kharas	0	706	533	173
Kunene	3	170	116	54
Ohangwena	0	333	308	25
Omaheke	0	216	189	27
Omusati	3	151	124	27
Oshana	0	139	121	18
Oshikoto	0	108	88	20
Otjozondjupa	23	492	416	76
Zambezi	0	539	472	67
Total	48	6174	4715	1459

- Since March 2020, **6174** people have been placed into supervised quarantine facilities around the country.
- A total of **1459** people are currently in quarantine with **48** new admissions in the past 24 hours.
- Since March 2020, **123** people who were in quarantine have tested positive for COVID-19.

Table 4: Distribution of truck drivers coming into Namibia from neighbouring countries and destination regions on 28 July 2020

Destination	Country of departure						Total
	RSA	Zimbabwe	Botswana	Angola	DRC	Zambia	
//Kharas	39	0	0	0	0	0	39
Khomas	94	0	13	1	0	0	108
Omusati	0	0	0	0	0	0	0
Oshana	13	0	1	0	0	0	14
Otjozondjupa	20	0	12	0	0	4	36
Kavango	1	0	0	0	0	0	1
Ohangwena	12	0	0	2	0	0	14
Hardap	2	0	0	0	0	0	2
Kunene	2	0	0	0	0	0	2
Omaheke	3	0	0	0	0	0	3
Oshikoto	6	0	0	1	0	0	7
Zambezi	0	0	0	0	0	0	0
Erongo	17	0	12	0	0	55	84
Total	209	0	38	4	0	59	310

- A total of **310** trucks entered the country through various ground crossing points in the last 24 hours.
- Of these trucks, **34.8%** were heading to Khomas, **27.1%** to Erongo while **12.6%** were heading to //Kharas region.

## PUBLIC HEALTH ACTION

- ⊙ National level continues to support the regions
- ⊙ Regions have enhanced social mobilization on COVID-19
- ⊙ Targeted testing in Walvis Bay is ongoing
- ⊙ Regions have intensified surveillance on travellers from high risk areas for early case detection


## CHALLENGES

- ⊙ Inadequate Human resources in the regions
- ⊙ Inadequate ICU facilities and ICU equipment in the regions
- ⊙ Inadequate isolation units, at health facilities in the regions.
- ⊙ Inadequate PPE
- ⊙ Inadequate nasopharyngeal swabs and appropriate transport media.

## RECOMMENDATIONS


- ⊙ The Ministry to fast track the appointment of critical positions for the response in the regions
- ⊙ Provision of fully equipped ICU facilities in the regions.
- ⊙ Establish fully equipped isolation units at health facilities in the regions.
- ⊙ Logistics pillar to continue with the procurement and distribution of sufficient PPE to the regions to ensure that response is not interrupted.
- ⊙ NIP to continue sourcing for swabs and appropriate transport media.

Approved:



**Incident Manager**


**Date: 28 July 2020**




**Secretariat**

For enquiries, please contact  
**Namibia Public Health Emergency Operations Centre;**

 [PHEOC@mhss.gov.na](mailto:PHEOC@mhss.gov.na)

 0800 100 100

 0851 100 100